



CENTER NAME

CENTER CONTACT DETAILS



S.T.E.P TEST

Stride Test Evaluation for Plantar Pressure

Name:
Age:
Email:
Height:

Patient ID: PT_M1qWRcEXbvPr
Case ID: Cs_nyl2ODUlgxP
Weight:
Gender:

Date:
Contact:
Occupation:
BMI:

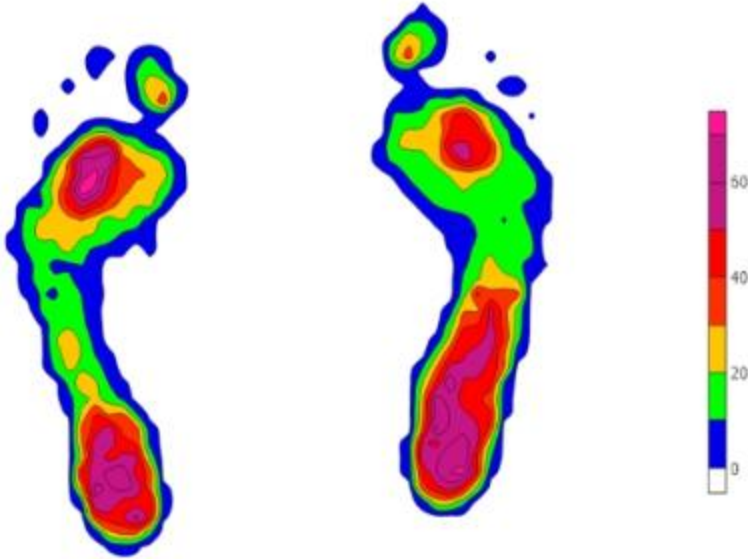
BIPEDAL STANCE REPORT

Left: 46.51%

Right: 53.49%

Midfoot + Forefoot + Toes: 44.69%

Midfoot + Forefoot + Toes: 28.45%



Hindfoot: 55.31%

Hindfoot: 71.55%

Remarks: Increased weight bearing on the Right Hindfoot.

Automatic Notes

Maximum Pressure (kPa)



Left

76.39

Right

71.61

Average Pressure (kPa)



Left

22.66

Right

24.49

Total Weight Distribution (50%-50%)



Left

46.51%

Right

53.49%

Foot Area (cm²)



Left

108.45

Right

115.38

Foot Length (cm)



Left

24.02

Right

23.95

Forefoot Width (cm)



Left

9.44

Right

8.47

Hindfoot Width (cm)



Left

6.05

Right

7.96



CENTER NAME

CENTER CONTACT DETAILS



S.T.E.P.P TEST

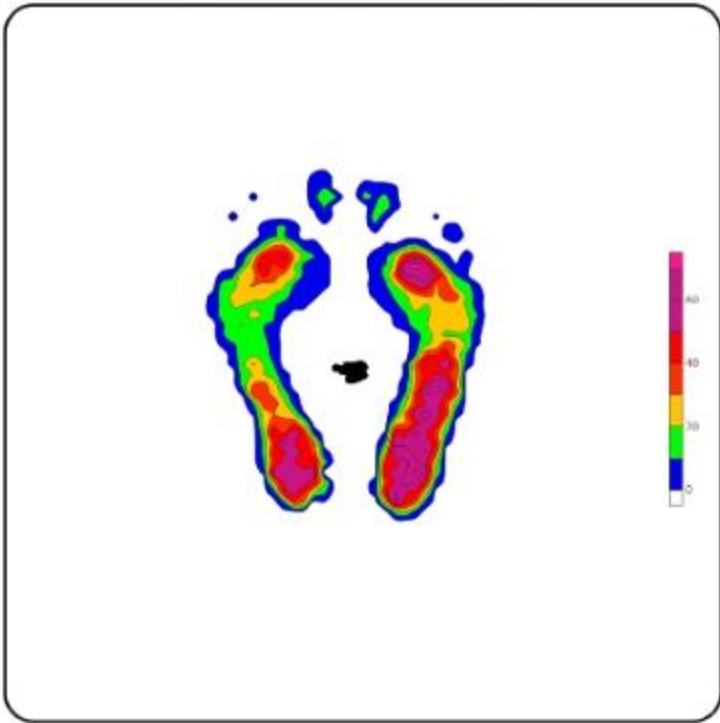
Stride Test Evaluation for Plantar Pressure

Patient Name:

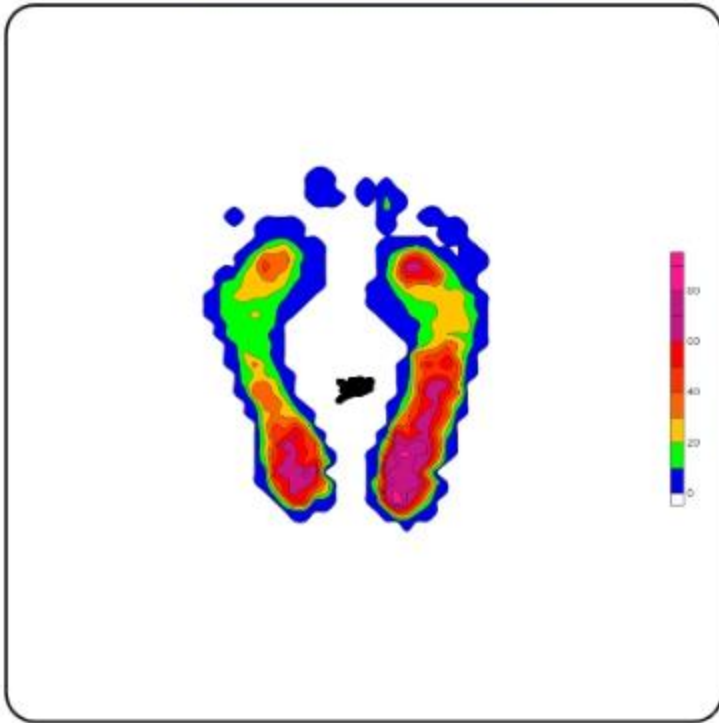
Case ID: Cs_nyl2ODUlgxeP Patient ID:PT_M1qWRcEXbvPr

STABILOMETRY REPORT

EYES OPEN



EYES CLOSED



Metrics	Eyes Open			Eyes Closed		
	Left	Right	Both	Left	Right	Both
Sway Distance (mm)	-	-	161.63	-	-	250.16
Sway Velocity (mm/s)	-	-	8.55	-	-	13.25
Bi-lateral Weight Distribution (50%-50%)	40.97	59.03	-	39.33	60.67	-
Anterior Weight Distribution (40%)	42.01	41.45	41.68	33.67	37.52	36.68
Posterior Weight Distribution (60%)	57.99	58.55	58.32	66.33	62.48	63.32
Max Medio Lateral Deviation (mm)	1.80	1.36	7.85	1.88	2.07	10.60
Max Anterior Deviation	9.46	4.79	6.44	6.08	12.63	9.53
Max Posterior Deviation	8.27	5.84	4.89	7.84	5.41	5.56

Remarks: Increased weight distribution to the right in Eyes Open.
Increased weight distribution to the right in Eyes Closed.

Automatic Notes



CENTER NAME

CENTER CONTACT DETAILS

S.T.E.P.P TEST

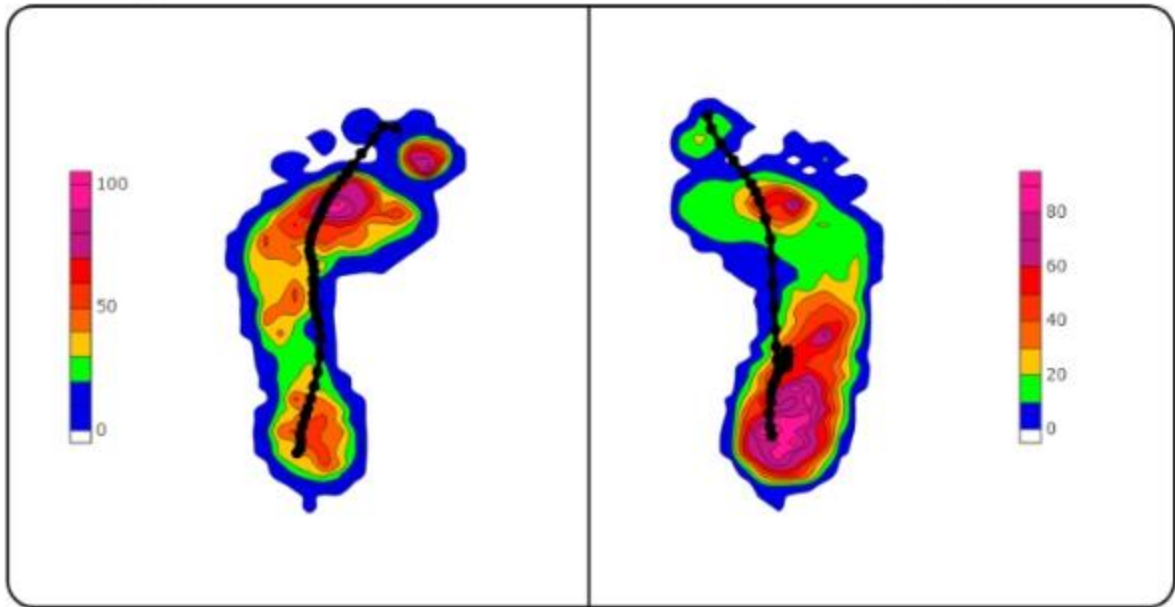
Stride Test Evaluation for Plantar Pressure



Patient Name:

Case ID: Cs_nyl2ODUlgxP Patient ID:PT_M1qWRcEXbvPr

DYNAMIC REPORT



Arch Index



Left

0.29

Right

0.31

Stance Time (s)



Left

0.93

Right

0.88

Average Pressure (kPa)



Left

28.84

Right

25.85

Peak Pressure (kPa)



Left

269.60

Right

230.06

Maximum Pressure Time (s)



Left

0.74

Right

0.73

Contact Area (cm²)



Left

136.18

Right

142.12

Foot Progression Angle (-3° to 20°)



Left

-8.33

Right

-4.97

COP Excursion Index (%)



Left

22.57

Right

21.26



CENTER NAME

CENTER CONTACT DETAILS

S.T.E.P.P TEST

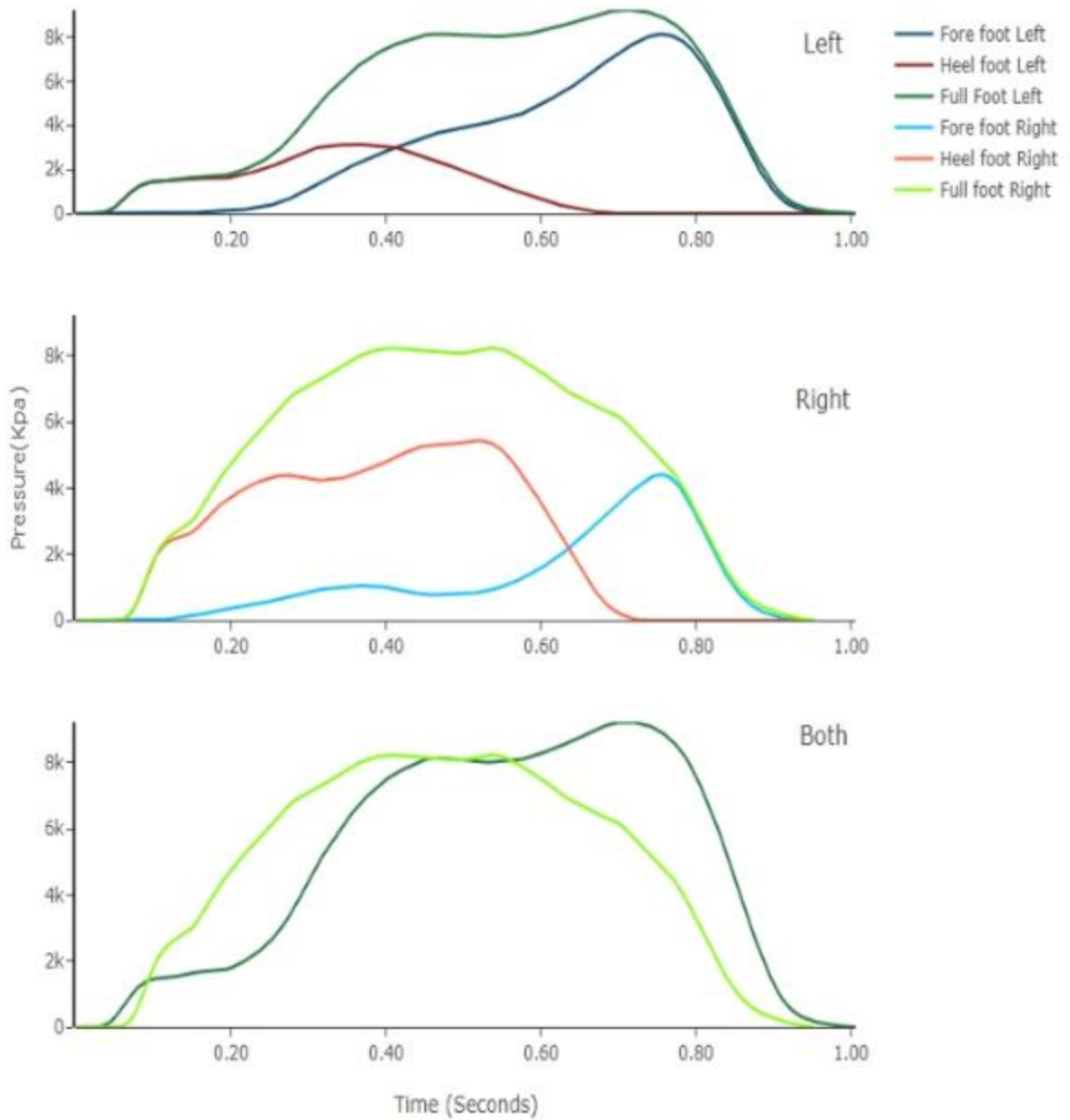
Stride Test Evaluation for Plantar Pressure



Patient Name:

Case ID: Cs_nyl2ODUlgxeP Patient ID:PT_M1qWRcEXbvPr

DYNAMIC REPORT



Remarks:



CENTER NAME

CENTER CONTACT DETAILS



S.T.E.P.P TEST

Stride Test Evaluation for Plantar Pressure

Patient Name:

Case ID: Cs_nyl2ODUlgxeP **Patient ID:**PT_M1qWRcEXbvPr

EVALUATION

Problem List:

Diagnosis:

Treatment Plan:

Follow Up:

**SIGNATURE
DATE**